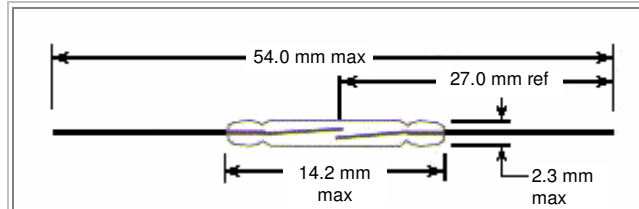


- Commercial grade reed switch for cost sensitive applications

## Physical Characteristics



Glass Diameter (Max.)	2.3mm
Glass Length (Max.)	14.2mm
Lead Dia. (Nominal)	0.6 mm
Overall Length (Max.)	54.0 mm

## Electrical Characteristics

Contact Arrangement	Form A (SPST), Centre Gap
Contact Material	Noble Metal
Power Rating <sup>1</sup>	8VA maximum
Switching Current (Max.)	0.5 Amp. DC, 0.5 Amp. AC
Carry Current (Max.)	1.0 Amp. DC, 1.0 Amp. AC
Switching Voltage (Max.)	75 VDC, 100 VAC
Breakdown Voltage (Min. @20AT) <sup>2</sup>	150 Volts DC
Contact Resistance <sup>3</sup>	250 Milliohms
Insulation Resistance (Min.)	10 <sup>9</sup> ohms
Contact Capacitance (pf Max.)	0.2 pf
<p>1. The specification for VA rating may sometimes be exceeded for less sensitive (higher AT) switches, and should be decreased for very sensitive (lower AT) switches. Standex Electronics will run life tests specific to a customers load upon request.</p> <p>2. Breakdown voltage is measured in the presence of a radioactive ionising source. Switch leakage current is limited to 100 microamperes.</p> <p>3. Contact resistance measurements are made at 10ma from a 1-volt source, with 50% overdrive, using a 4-wire (Kelvin) measuring system. Contact probes are located on 43 mm centres.</p>	

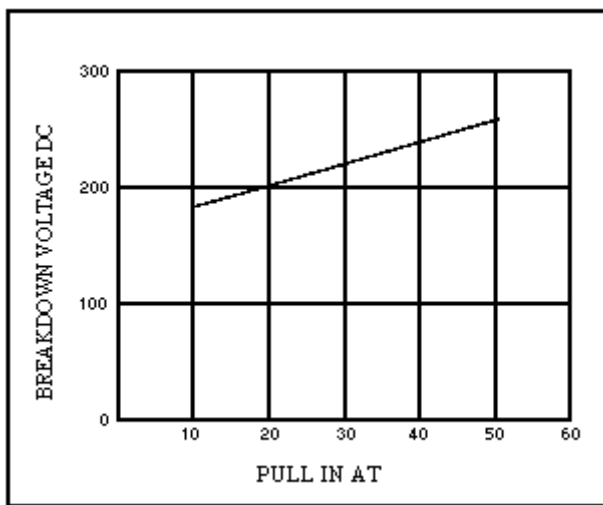
## Minimum Switching Life with Standard Test Loads, using 20AT switch

Voltage	12 VDC	75 VDC
Current	10 mA	100 mA
Life	> 2 million	> 1 million
Note: End of life is defined as contact resistance exceeding one ohm and/or failure to operate.		

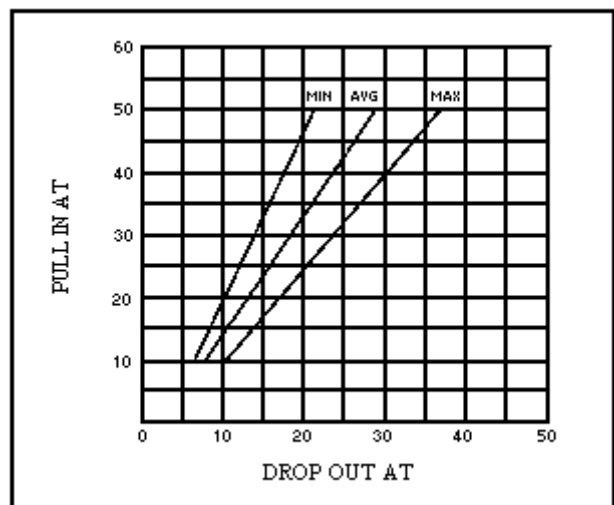
## Operating Characteristics

Magnetic Sensitivity (Range - Pull In)	10 to 35 Ampere Turns
Magnetic Sensitivity (Range - Drop Out)	20 to 98% of Pull-In
Operate Time, including bounce (typ.)	1.0 Milliseconds
Release Time (typ.)	0.1 Milliseconds
Resonant Frequency (typ.)	3.0 kHz
Vibration, 10-2,000 Hz (G's Max.)	30 G
Shock, 11-ms. ½ Sine wave (G's Max.)	100 G
Operating Temperature	-40°C to + 125°C
Storage Temperature	-50°C to + 155°C

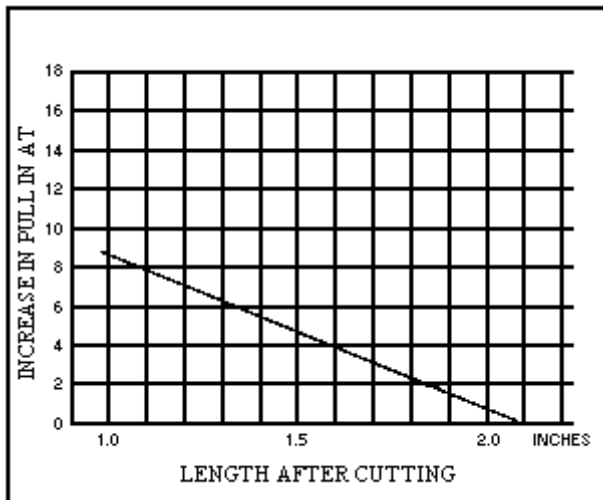
## Charts



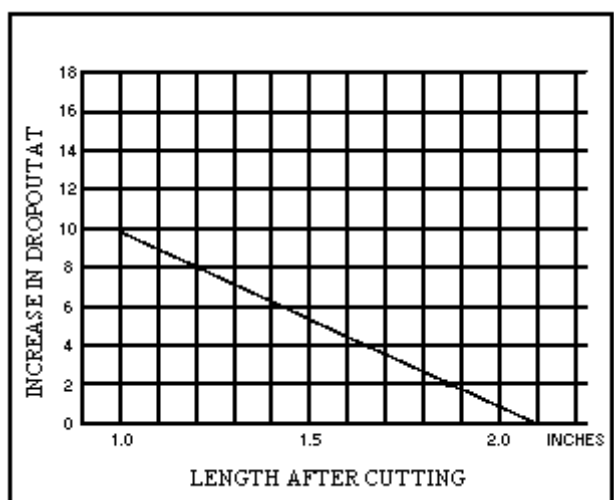
Breakdown Voltage Plotted  
Against Pull-In Ampere Turns



Pull-In Ampere Turns Plotted  
Against Drop-Out Ampere Turns



Change In Pull-In Ampere Turns  
After Switch Lead Cutting



Change In Drop-Out Ampere Turns  
After Switch Lead Cutting

**Standex Electronics (UK) Ltd**  
 40 Morley Road, Tonbridge, Kent, TN9 1RA, UK  
*Phone:* +44 (0) 1732 771023 - *Fax:* +44 (0) 1732 770122